

OPEN -- Overall Stage Results

Hannover Cup 2006

Printed Januar 31, 2006 at 17:03



Stage 1 -- Stage 1

	PTS	TIME	HIT FACTOR	STAGE POINTS	STAGE PERCENT	COMPETITOR # Name
1	130	19,84	6,5524	140,0000	100,00	20 Bomholt, Jens
2	130	19,95	6,5163	139,2281	99,45	18 Lange, Bernd
3	122	19,81	6,1585	131,5836	93,99	22 Frindt, Norbert
4	126	21,07	5,9801	127,7710	91,27	37 Klopfer, Olav
5	126	21,21	5,9406	126,9277	90,66	27 Schwichtenberg, Andreas
6	125	21,68	5,7657	123,1905	87,99	15 Klose, Jens
7	116	20,51	5,6558	120,8422	86,32	28 Henking, Mathias
8	120	21,29	5,6364	120,4292	86,02	56 Schweiger, Ullrich
9	127	22,79	5,5726	119,0655	85,05	44 Hamann, Karl
10	135	24,85	5,4326	116,0737	82,91	21 Fryer, Howard
11	130	23,96	5,4257	115,9266	82,80	50 Pedersen, Frants
12	134	25,35	5,2860	112,9414	80,67	23 Dubiella, Gerd
13	122	24,37	5,0062	106,9623	76,40	24 Goetz, Helmut
14	116	24,00	4,8333	103,2698	73,76	19 Mueller, Kerstin
15	123	25,53	4,8179	102,9392	73,53	38 Schmidt, Juergen
16	98	21,21	4,6205	98,7215	70,52	48 Kobler, Wolfgang
17	114	28,06	4,0627	86,8048	62,00	34 Gitzel, Johannes
18	124	33,28	3,7260	79,6095	56,86	40 Kelterbaum, Reinhard
19	132	38,75	3,4065	72,7828	51,99	53 Franta, Steen
20	132	46,63	2,8308	60,4832	43,20	16 Kluender, Sandra
21	131	48,54	2,6988	57,6631	41,19	17 Kluender, Bodo

STANDARD -- Overall Stage Results

Hannover Cup 2006

Printed Januar 31, 2006 at 17:03



Stage 1 -- Stage 1

	PTS	TIME	HIT FACTOR	STAGE POINTS	STAGE PERCENT	COMPETITOR # Name
1	131	21,49	6,0959	140,0000	100,00	4 Tutschke, Petra
2	132	23,04	5,7292	131,5784	93,98	55 Bowakow, Ludwig
3	135	23,60	5,7203	131,3757	93,84	39 Hagemann, Lars
4	128	23,74	5,3917	123,8290	88,45	47 Pantzer, Bernd
5	116	22,31	5,1995	119,4130	85,29	3 Tagliamonte, Raffaele
6	115	23,26	4,9441	113,5485	81,11	7 Prochnow, Torsten
7	116	24,64	4,7078	108,1211	77,23	26 Schwarz, Florian
8	118	27,30	4,3223	99,2687	70,91	2 Meier, Andre
9	137	31,82	4,3055	98,8811	70,63	6 Bank, Uwe
10	137	33,25	4,1203	94,6285	67,59	5 Sodergren, Tine
11	134	33,50	4,0000	91,8656	65,62	1 Hesse, Colin
12	109	28,05	3,8859	89,2456	63,75	54 Juergens, HansJoachim
13	124	33,25	3,7293	85,6492	61,18	32 Pluto, Gerhard
14	134	39,13	3,4245	78,6481	56,18	29 Koppe, Lorenz
15	131	39,74	3,2964	75,7071	54,08	42 Hubig, Steffen
16	105	41,55	2,5271	58,0379	41,46	9 Grone, Kai
17	98	39,71	2,4679	56,6786	40,48	52 Kauke, Ruediger
18	105	46,99	2,2345	51,3189	36,66	49 Schlieck, Peter
19	115	53,08	2,1665	49,7577	35,54	35 Gitzel, Samuel
20	133	91,98	1,4460	33,2087	23,72	30 Koppe, Andre
21	0	16,22	0,0000	0,0000	0,00	36 Gitzel, Klaus

PRODUCTION -- Overall Stage Results

Hannover Cup 2006

Printed Januar 31, 2006 at 17:03



Stage 1 -- Stage 1

	PTS	TIME	HIT FACTOR	STAGE POINTS	STAGE PERCENT	COMPETITOR # Name
1	134	24,12	5,5556	140,0000	100,00	25 Brodda, Fred
2	113	25,23	4,4788	112,8656	80,62	14 Balluer, Thomas
3	118	27,30	4,3223	108,9231	77,80	8 Dell, Andreas
4	128	30,21	4,2370	106,7726	76,27	13 Bornemann, Michael
5	122	30,12	4,0505	102,0717	72,91	12 Moik, Adam
6	130	32,23	4,0335	101,6444	72,60	43 Kiliass, Jano
7	126	46,64	2,7015	68,0789	48,63	31 Schneider, Lothar
8	93	40,58	2,2918	57,7526	41,25	41 Burkowski, Ralf
9	86	43,79	1,9639	49,4908	35,35	11 Muschik, Herbert

OPEN -- Overall Stage Results

Hannover Cup 2006

Printed Januar 31, 2006 at 17:03



Stage 2 -- Stage 2

	PTS	TIME	HIT FACTOR	STAGE POINTS	STAGE PERCENT	COMPETITOR # Name
1	79	8,01	9,8627	80,0000	100,00	50 Pedersen, Frants
2	74	8,38	8,8305	71,6281	89,54	22 Frindt, Norbert
3	72	9,74	7,3922	59,9610	74,95	18 Lange, Bernd
4	64	8,75	7,3143	59,3290	74,16	28 Henking, Mathias
5	67	9,61	6,9719	56,5519	70,69	53 Franta, Steen
6	76	11,58	6,5630	53,2354	66,54	44 Hamann, Karl
7	76	12,04	6,3123	51,2015	64,00	20 Bomholt, Jens
8	65	11,85	5,4852	44,4929	55,62	48 Kobler, Wolfgang
9	71	13,89	5,1116	41,4621	51,83	37 Klopfer, Olav
10	64	14,35	4,4599	36,1762	45,22	21 Fryer, Howard
11	63	14,48	4,3508	35,2913	44,11	34 Gitzel, Johannes
12	51	12,19	4,1838	33,9361	42,42	27 Schwichtenberg, Andreas
13	63	15,25	4,1311	33,5094	41,89	24 Goetz, Helmut
14	52	13,41	3,8777	31,4536	39,32	17 Kluender, Bodo
15	76	19,63	3,8716	31,4043	39,26	40 Kelterbaum, Reinhard
16	66	18,46	3,5753	29,0006	36,25	19 Mueller, Kerstin
17	60	18,14	3,3076	26,8293	33,54	23 Dubiella, Gerd
18	34	11,33	3,0009	24,3413	30,43	15 Klose, Jens
19	46	21,54	2,1356	17,3224	21,65	38 Schmidt, Juergen
20	36	68,50	0,5255	4,2629	5,33	16 Kluender, Sandra

STANDARD -- Overall Stage Results

Hannover Cup 2006

Printed Januar 31, 2006 at 17:03



Stage 2 -- Stage 2

	PTS	TIME	HIT FACTOR	STAGE POINTS	STAGE PERCENT	COMPETITOR # Name
1	74	9,59	7,7164	80,0000	100,00	39 Hagemann, Lars
2	70	10,71	6,5359	67,7619	84,70	49 Schlieck, Peter
3	70	12,29	5,6957	59,0504	73,81	3 Tagliamonte, Raffaele
4	76	13,64	5,5718	57,7665	72,21	54 Juergens, HansJoachim
5	60	11,37	5,2770	54,7101	68,39	4 Tutschke, Petra
6	78	18,93	4,1204	42,7190	53,40	6 Bank, Uwe
7	64	16,91	3,7847	39,2386	49,05	42 Hubig, Steffen
8	73	20,51	3,5592	36,9007	46,13	2 Meier, Andre
9	49	15,20	3,2237	33,4218	41,78	32 Pluto, Gerhard
10	40	12,81	3,1226	32,3734	40,47	7 Prochnow, Torsten
11	62	21,07	2,9426	30,5073	38,13	36 Gitzel, Klaus
12	72	24,47	2,9424	30,5053	38,13	26 Schwarz, Florian
13	49	17,20	2,8488	29,5355	36,92	55 Bowakow, Ludwig
14	62	23,17	2,6759	27,7423	34,68	29 Koppe, Lorenz
15	63	24,03	2,6217	27,1809	33,98	1 Hesse, Colin
16	74	33,13	2,2336	23,1573	28,95	9 Grone, Kai
17	54	24,21	2,2305	23,1247	28,91	52 Kauke, Ruediger
18	49	22,94	2,1360	22,1452	27,68	47 Pantzer, Bernd
19	39	19,60	1,9898	20,6293	25,79	30 Koppe, Andre
20	54	28,62	1,8868	19,5614	24,45	5 Sodergren, Tine
21	70	49,45	1,4156	14,6760	18,35	35 Gitzel, Samuel

PRODUCTION -- Overall Stage Results

Hannover Cup 2006

Printed Januar 31, 2006 at 17:03




Stage 2 -- Stage 2

	PTS	TIME	HIT FACTOR	STAGE POINTS	STAGE PERCENT	COMPETITOR # Name
1	70	12,78	5,4773	80,0000	100,00	25 Brodda, Fred
2	72	13,85	5,1986	75,9286	94,91	14 Balluer, Thomas
3	76	15,24	4,9869	72,8369	91,05	12 Moik, Adam
4	57	15,30	3,7255	54,4134	68,02	41 Burkowski, Ralf
5	44	12,27	3,5860	52,3758	65,47	8 Dell, Andreas
6	42	17,11	2,4547	35,8527	44,82	13 Bornemann, Michael
7	59	24,26	2,4320	35,5209	44,40	11 Muschik, Herbert
8	57	27,16	2,0987	30,6526	38,32	31 Schneider, Lothar
9	33	27,64	1,1939	17,4381	21,80	43 Kiliass, Jano

OPEN -- Overall Stage Results

Hannover Cup 2006

Printed Januar 31, 2006 at 17:03



Stage 3 -- Stage 3

	PTS	TIME	HIT FACTOR	STAGE POINTS	STAGE PERCENT	COMPETITOR # Name
1	150	26,04	5,7604	155,0000	100,00	37 Klopfer, Olav
2	144	26,46	5,4422	146,4381	94,48	18 Lange, Bernd
3	135	26,09	5,1744	139,2327	89,83	22 Frindt, Norbert
4	111	21,52	5,1580	138,7913	89,54	50 Pedersen, Frants
5	122	24,95	4,8898	131,5742	84,89	27 Schwichtenberg, Andreas
6	113	23,13	4,8854	131,4572	84,81	20 Bomholt, Jens
7	143	29,53	4,8425	130,3029	84,07	19 Mueller, Kerstin
8	135	28,37	4,7585	128,0430	82,61	15 Klose, Jens
9	142	30,14	4,7113	126,7729	81,79	23 Dubiella, Gerd
10	145	31,21	4,6459	125,0131	80,65	21 Fryer, Howard
11	144	31,05	4,6377	124,7907	80,51	24 Goetz, Helmut
12	122	26,51	4,6020	123,8316	79,89	53 Franta, Steen
13	119	25,97	4,5822	123,2981	79,55	28 Henking, Mathias
14	114	26,56	4,2922	115,4937	74,51	48 Kobler, Wolfgang
15	134	31,27	4,2853	115,3077	74,39	40 Kelterbaum, Reinhard
16	129	30,19	4,2729	114,9762	74,18	38 Schmidt, Juergen
17	114	31,03	3,6739	98,8563	63,78	17 Kluender, Bodo
18	50	27,08	1,8464	49,6824	32,05	44 Hamann, Karl
19	72	41,98	1,7151	46,1500	29,77	34 Gitzel, Johannes
20	78	48,96	1,5931	42,8681	27,66	16 Kluender, Sandra

STANDARD -- Overall Stage Results

Hannover Cup 2006

Printed Januar 31, 2006 at 17:03




Stage 3 -- Stage 3

	PTS	TIME	HIT FACTOR	STAGE POINTS	STAGE PERCENT	COMPETITOR # Name
1	138	25,99	5,3097	155,0000	100,00	55 Bowakow, Ludwig
2	128	25,27	5,0653	147,8644	95,40	39 Hagemann, Lars
3	143	32,00	4,4688	130,4503	84,16	7 Prochnow, Torsten
4	114	26,46	4,3084	125,7691	81,14	4 Tutschke, Petra
5	116	28,80	4,0278	117,5775	75,86	26 Schwarz, Florian
6	119	30,54	3,8965	113,7462	73,38	3 Tagliamonte, Raffaele
7	120	32,21	3,7256	108,7551	70,16	49 Schlieck, Peter
8	146	42,36	3,4466	100,6134	64,91	5 Sodergren, Tine
9	138	40,98	3,3675	98,3028	63,42	1 Hesse, Colin
10	116	36,37	3,1894	93,1051	60,07	32 Pluto, Gerhard
11	115	37,23	3,0889	90,1703	58,17	2 Meier, Andre
12	82	33,99	2,4125	70,4241	45,43	54 Juergens, HansJoachim
13	99	44,33	2,2333	65,1923	42,06	6 Bank, Uwe
14	63	39,13	1,6100	46,9991	30,32	36 Gitzel, Klaus
15	56	34,99	1,6005	46,7200	30,14	47 Pantzer, Bernd
16	79	56,98	1,3865	40,4728	26,11	35 Gitzel, Samuel
17	94	73,45	1,2798	37,3590	24,10	9 Grone, Kai
18	73	57,70	1,2652	36,9323	23,83	29 Koppe, Lorenz
19	109	89,51	1,2177	35,5479	22,93	42 Hubig, Steffen
20	91	81,54	1,1160	32,5784	21,02	30 Koppe, Andre
21	0	59,04	0,0000	0,0000	0,00	52 Kauke, Ruediger

PRODUCTION -- Overall Stage Results

Hannover Cup 2006

Printed Januar 31, 2006 at 17:03



Stage 3 -- Stage 3

	PTS	TIME	HIT FACTOR	STAGE POINTS	STAGE PERCENT	COMPETITOR # Name
1	141	29,11	4,8437	155,0000	100,00	25 Brodda, Fred
2	98	32,44	3,0210	96,6719	62,37	14 Balluer, Thomas
3	127	44,48	2,8552	91,3679	58,95	11 Muschik, Herbert
4	118	45,67	2,5838	82,6810	53,34	13 Bornemann, Michael
5	112	45,64	2,4540	78,5285	50,66	43 Kiliass, Jano
6	95	45,67	2,0801	66,5652	42,95	12 Moik, Adam
7	79	38,28	2,0637	66,0404	42,61	8 Dell, Andreas
8	66	37,65	1,7530	56,0962	36,19	41 Burkowski, Ralf
9	85	64,90	1,3097	41,9111	27,04	31 Schneider, Lothar

OPEN -- Overall Stage Results

Hannover Cup 2006

Printed Januar 31, 2006 at 17:03



Stage 4 -- Stage 4

	PTS	TIME	HIT FACTOR	STAGE POINTS	STAGE PERCENT	COMPETITOR # Name
1	67	13,59	4,9301	80,0000	100,00	28 Henking, Mathias
2	73	16,15	4,5201	73,3474	91,68	18 Lange, Bernd
3	67	14,90	4,4966	72,9664	91,21	53 Franta, Steen
4	67	15,00	4,4667	72,4800	90,60	27 Schwichtenberg, Andreas
5	63	14,37	4,3841	71,1408	88,93	50 Pedersen, Frants
6	74	17,02	4,3478	70,5516	88,19	37 Klopfer, Olav
7	67	15,49	4,3254	70,1872	87,73	20 Bomholt, Jens
8	66	15,48	4,2636	69,1843	86,48	15 Klose, Jens
9	76	18,22	4,1712	67,6862	84,61	24 Goetz, Helmut
10	70	17,89	3,9128	63,4925	79,37	23 Dubiella, Gerd
11	67	17,74	3,7768	61,2852	76,61	48 Kobler, Wolfgang
12	53	14,75	3,5932	58,3067	72,88	22 Frindt, Norbert
13	67	20,44	3,2779	53,1898	66,49	38 Schmidt, Juergen
14	75	23,10	3,2468	52,6846	65,86	19 Mueller, Kerstin
15	47	15,35	3,0619	49,6849	62,11	44 Hamann, Karl
16	64	21,43	2,9865	48,4610	60,58	21 Fryer, Howard
17	53	17,76	2,9842	48,4248	60,53	34 Gitzel, Johannes
18	42	16,19	2,5942	42,0956	52,62	40 Kelterbaum, Reinhard
19	69	47,33	1,4578	23,6563	29,57	17 Kluender, Bodo
20	54	37,09	1,4559	23,6250	29,53	16 Kluender, Sandra

STANDARD -- Overall Stage Results

Hannover Cup 2006

Printed Januar 31, 2006 at 17:03



Stage 4 -- Stage 4

	PTS	TIME	HIT FACTOR	STAGE POINTS	STAGE PERCENT	COMPETITOR # Name
1	67	13,12	5,1067	80,0000	100,00	39 Hagemann, Lars
2	73	17,07	4,2765	66,9944	83,74	4 Tutschke, Petra
3	66	16,62	3,9711	62,2103	77,76	49 Schlieck, Peter
4	73	18,60	3,9247	61,4836	76,85	3 Tagliamonte, Raffaele
5	77	19,79	3,8909	60,9528	76,19	32 Pluto, Gerhard
6	69	20,74	3,3269	52,1182	65,15	7 Prochnow, Torsten
7	72	22,87	3,1482	49,3191	61,65	1 Hesse, Colin
8	50	16,47	3,0358	47,5582	59,45	26 Schwarz, Florian
9	70	25,38	2,7581	43,2071	54,01	5 Sodergren, Tine
10	51	18,51	2,7553	43,1631	53,95	55 Bowakow, Ludwig
11	72	28,03	2,5687	40,2400	50,30	6 Bank, Uwe
12	56	22,09	2,5351	39,7138	49,64	2 Meier, Andre
13	51	20,15	2,5310	39,6501	49,56	47 Pantzer, Bernd
14	69	32,06	2,1522	33,7159	42,14	29 Koppe, Lorenz
15	69	32,19	2,1435	33,5797	41,97	30 Koppe, Andre
16	64	30,05	2,1298	33,3645	41,71	54 Juergens, HansJoachim
17	58	29,04	1,9972	31,2882	39,11	36 Gitzel, Klaus
18	58	29,96	1,9359	30,3274	37,91	42 Hubig, Steffen
19	51	28,32	1,8008	28,2115	35,26	35 Gitzel, Samuel
20	53	49,49	1,0709	16,7767	20,97	9 Grone, Kai
21	22	33,10	0,6647	10,4122	13,02	52 Kauke, Ruediger

PRODUCTION -- Overall Stage Results

Hannover Cup 2006

Printed Januar 31, 2006 at 17:03



Stage 4 -- Stage 4

	PTS	TIME	HIT FACTOR	STAGE POINTS	STAGE PERCENT	COMPETITOR # Name
1	74	18,33	4,0371	80,0000	100,00	25 Brodda, Fred
2	74	22,26	3,3243	65,8760	82,35	8 Dell, Andreas
3	66	21,10	3,1280	61,9844	77,48	14 Balluer, Thomas
4	69	25,99	2,6549	52,6094	65,76	12 Moik, Adam
5	60	23,69	2,5327	50,1888	62,74	13 Bornemann, Michael
6	62	25,40	2,4409	48,3703	60,46	43 Kilius, Jano
7	62	26,77	2,3160	45,8949	57,37	11 Muschik, Herbert
8	64	36,51	1,7529	34,7367	43,42	31 Schneider, Lothar
9	34	24,11	1,4102	27,9449	34,93	41 Burkowski, Ralf

OPEN -- Overall Stage Results

Hannover Cup 2006

Printed Januar 31, 2006 at 17:03



Stage 5 -- Stage 5

	PTS	TIME	HIT FACTOR	STAGE POINTS	STAGE PERCENT	COMPETITOR # Name
1	44	9,01	4,8835	45,0000	100,00	50 Pedersen, Frants
2	44	11,31	3,8904	35,8488	79,66	20 Bomholt, Jens
3	41	10,58	3,8752	35,7094	79,35	37 Klopfer, Olav
4	38	9,93	3,8268	35,2630	78,36	18 Lange, Bernd
5	42	11,07	3,7940	34,9612	77,69	34 Gitzel, Johannes
6	41	10,94	3,7477	34,5343	76,74	22 Frindt, Norbert
7	38	10,19	3,7291	34,3632	76,36	53 Franta, Steen
8	42	11,38	3,6907	34,0088	75,58	28 Henking, Mathias
9	44	12,07	3,6454	33,5915	74,65	44 Hamann, Karl
10	40	11,50	3,4783	32,0514	71,23	15 Klose, Jens
11	43	12,64	3,4019	31,3477	69,66	21 Fryer, Howard
12	37	11,24	3,2918	30,3333	67,41	48 Kobler, Wolfgang
13	44	13,48	3,2641	30,0779	66,84	24 Goetz, Helmut
14	41	12,93	3,1709	29,2193	64,93	19 Mueller, Kerstin
15	42	13,67	3,0724	28,3117	62,91	23 Dubiella, Gerd
16	34	12,43	2,7353	25,2053	56,01	27 Schwichtenberg, Andreas
17	37	14,45	2,5606	23,5949	52,43	38 Schmidt, Juergen
18	42	17,66	2,3783	21,9151	48,70	40 Kelterbaum, Reinhard
19	42	18,96	2,2152	20,4125	45,36	16 Kluender, Sandra
20	0	14,21	0,0000	0,0000	0,00	17 Kluender, Bodo

STANDARD -- Overall Stage Results

Hannover Cup 2006

Printed Januar 31, 2006 at 17:03




Stage 5 -- Stage 5

	PTS	TIME	HIT FACTOR	STAGE POINTS	STAGE PERCENT	COMPETITOR # Name
1	43	10,25	4,1951	45,0000	100,00	39 Hagemann, Lars
2	45	11,82	3,8071	40,8379	90,75	4 Tutschke, Petra
3	44	12,57	3,5004	37,5479	83,44	55 Bowakow, Ludwig
4	41	12,64	3,2437	34,7940	77,32	2 Meier, Andre
5	42	13,63	3,0814	33,0538	73,45	1 Hesse, Colin
6	35	11,99	2,9191	31,3124	69,58	3 Tagliamonte, Raffaele
7	41	14,36	2,8552	30,6265	68,06	5 Sodergren, Tine
8	44	15,51	2,8369	30,4305	67,62	7 Prochnow, Torsten
9	41	15,11	2,7134	29,1063	64,68	32 Pluto, Gerhard
10	40	17,16	2,3310	25,0041	55,56	6 Bank, Uwe
11	31	13,87	2,2350	23,9747	53,28	49 Schlieck, Peter
12	44	21,32	2,0638	22,1377	49,19	30 Koppe, Andre
13	43	23,39	1,8384	19,7200	43,82	42 Hubig, Steffen
14	20	12,39	1,6142	17,3152	38,48	26 Schwarz, Florian
15	27	20,09	1,3440	14,4162	32,04	36 Gitzel, Klaus
16	16	13,39	1,1949	12,8176	28,48	54 Juergens, HansJoachim
17	35	33,30	1,0511	11,2744	25,05	9 Grone, Kai
18	17	23,46	0,7246	7,7730	17,27	29 Koppe, Lorenz
19	0	25,64	0,0000	0,0000	0,00	35 Gitzel, Samuel
20	0	23,75	0,0000	0,0000	0,00	52 Kauke, Ruediger
21	0	11,63	0,0000	0,0000	0,00	47 Pantzer, Bernd

PRODUCTION -- Overall Stage Results

Hannover Cup 2006

Printed Januar 31, 2006 at 17:03



Stage 5 -- Stage 5

	PTS	TIME	HIT FACTOR	STAGE POINTS	STAGE PERCENT	COMPETITOR # Name
1	43	11,53	3,7294	45,0000	100,00	25 Brodda, Fred
2	37	13,90	2,6619	32,1189	71,38	8 Dell, Andreas
3	39	15,35	2,5407	30,6570	68,13	12 Moik, Adam
4	37	16,42	2,2533	27,1895	60,42	43 Kiliyas, Jano
5	33	15,34	2,1512	25,9574	57,68	13 Bornemann, Michael
6	39	19,79	1,9707	23,7789	52,84	11 Muschik, Herbert
7	22	12,65	1,7391	20,9848	46,63	14 Balluer, Thomas
8	29	17,86	1,6237	19,5925	43,54	41 Burkowski, Ralf
9	43	27,84	1,5445	18,6369	41,42	31 Schneider, Lothar

OPEN -- Overall Stage Results

Hannover Cup 2006

Printed Januar 31, 2006 at 17:03



Stage 6 -- Stage 6

	PTS	TIME	HIT FACTOR	STAGE POINTS	STAGE PERCENT	COMPETITOR # Name
1	42	8,02	5,2369	45,0000	100,00	27 Schwichtenberg, Andreas
2	43	8,53	5,0410	43,3169	96,26	22 Frindt, Norbert
3	43	8,75	4,9143	42,2278	93,84	28 Henking, Mathias
4	43	9,51	4,5216	38,8531	86,34	20 Bomholt, Jens
5	42	9,31	4,5113	38,7648	86,14	15 Klose, Jens
6	43	10,01	4,2957	36,9124	82,03	50 Pedersen, Frants
7	40	9,60	4,1667	35,8036	79,56	37 Klopfer, Olav
8	38	9,14	4,1575	35,7252	79,39	40 Kelterbaum, Reinhard
9	42	10,14	4,1420	35,5917	79,09	18 Lange, Bernd
10	43	10,48	4,1031	35,2570	78,35	23 Dubiella, Gerd
11	44	11,20	3,9286	33,7577	75,02	21 Fryer, Howard
12	43	11,50	3,7391	32,1298	71,40	24 Goetz, Helmut
13	43	11,75	3,6596	31,4462	69,88	19 Mueller, Kerstin
14	44	12,21	3,6036	30,9653	68,81	17 Kluender, Bodo
15	41	11,69	3,5073	30,1375	66,97	48 Kobler, Wolfgang
16	39	13,30	2,9323	25,1971	55,99	38 Schmidt, Juergen
17	28	9,86	2,8398	24,4016	54,23	44 Hamann, Karl
18	45	16,46	2,7339	23,4920	52,20	53 Franta, Steen
19	41	21,40	1,9159	16,4629	36,58	34 Gitzel, Johannes
20	35	19,31	1,8125	15,5748	34,61	16 Kluender, Sandra

STANDARD -- Overall Stage Results

Hannover Cup 2006

Printed Januar 31, 2006 at 17:03



Stage 6 -- Stage 6

	PTS	TIME	HIT FACTOR	STAGE POINTS	STAGE PERCENT	COMPETITOR # Name
1	45	9,67	4,6536	45,0000	100,00	55 Bowakow, Ludwig
2	44	9,49	4,6365	44,8346	99,63	3 Tagliamonte, Raffaele
3	45	9,88	4,5547	44,0435	97,87	47 Pantzer, Bernd
4	44	10,31	4,2677	41,2687	91,71	39 Hagemann, Lars
5	40	10,17	3,9331	38,0334	84,52	4 Tutschke, Petra
6	45	11,58	3,8860	37,5777	83,51	7 Prochnow, Torsten
7	37	9,90	3,7374	36,1404	80,31	49 Schlieck, Peter
8	43	11,82	3,6379	35,1785	78,17	32 Pluto, Gerhard
9	42	12,27	3,4230	33,1002	73,56	5 Sodergren, Tine
10	43	12,58	3,4181	33,0533	73,45	2 Meier, Andre
11	43	14,17	3,0346	29,3444	65,21	36 Gitzel, Klaus
12	44	15,31	2,8739	27,7910	61,76	6 Bank, Uwe
13	41	16,65	2,4625	23,8120	52,92	1 Hesse, Colin
14	43	17,63	2,4390	23,5854	52,41	9 Grone, Kai
15	25	10,77	2,3213	22,4466	49,88	26 Schwarz, Florian
16	41	18,50	2,2162	21,4308	47,62	29 Koppe, Lorenz
17	41	18,93	2,1659	20,9440	46,54	52 Kauke, Ruediger
18	28	16,59	1,6878	16,3207	36,27	42 Hubig, Steffen
19	30	19,26	1,5576	15,0623	33,47	30 Koppe, Andre
20	40	29,38	1,3615	13,1654	29,26	35 Gitzel, Samuel
21	28	23,20	1,2069	11,6707	25,93	54 Juergens, HansJoachim

PRODUCTION -- Overall Stage Results

Hannover Cup 2006

Printed Januar 31, 2006 at 17:03



Stage 6 -- Stage 6

	PTS	TIME	HIT FACTOR	STAGE POINTS	STAGE PERCENT	COMPETITOR # Name
1	43	10,87	3,9558	45,0000	100,00	25 Brodda, Fred
2	45	13,05	3,4483	39,2261	87,17	8 Dell, Andreas
3	43	12,71	3,3832	38,4854	85,52	14 Balluer, Thomas
4	37	12,43	2,9767	33,8613	75,25	41 Burkowski, Ralf
5	43	15,91	2,7027	30,7448	68,32	43 Kiliass, Jano
6	39	17,36	2,2465	25,5557	56,79	13 Bornemann, Michael
7	41	21,16	1,9376	22,0415	48,98	11 Muschik, Herbert
8	41	21,75	1,8851	21,4436	47,65	31 Schneider, Lothar
9	24	14,52	1,6529	18,8026	41,78	12 Moik, Adam

OPEN -- Overall Stage Results

Hannover Cup 2006

Printed Januar 31, 2006 at 17:03



Stage 7 -- Stage 7

	PTS	TIME	HIT FACTOR	STAGE POINTS	STAGE PERCENT	COMPETITOR # Name
1	150	27,10	5,5351	160,0000	100,00	18 Lange, Bernd
2	153	28,50	5,3684	155,1832	96,99	44 Hamann, Karl
3	152	28,44	5,3446	154,4941	96,56	23 Dubiella, Gerd
4	138	27,03	5,1054	147,5812	92,24	37 Klopfer, Olav
5	134	27,20	4,9265	142,4079	89,00	20 Bomholt, Jens
6	153	31,96	4,7872	138,3830	86,49	19 Mueller, Kerstin
7	134	29,29	4,5749	132,2463	82,65	48 Kobler, Wolfgang
8	153	33,81	4,5253	130,8110	81,76	53 Franta, Steen
9	150	33,33	4,5005	130,0930	81,31	24 Goetz, Helmut
10	128	29,97	4,2709	123,4586	77,16	27 Schwichtenberg, Andreas
11	151	41,18	3,6668	105,9958	66,25	22 Frindt, Norbert
12	131	36,17	3,6218	104,6938	65,43	15 Klose, Jens
13	135	38,91	3,4695	100,2930	62,68	21 Fryer, Howard
14	132	40,73	3,2409	93,6823	58,55	40 Kelterbaum, Reinhard
15	99	30,92	3,2018	92,5537	57,85	38 Schmidt, Juergen
16	85	29,53	2,8784	83,2058	52,00	34 Gitzel, Johannes
17	74	28,23	2,6213	75,7738	47,36	17 Kluender, Bodo
18	101	47,63	2,1205	61,2969	38,31	16 Kluender, Sandra
19	43	21,06	2,0418	59,0212	36,89	50 Pedersen, Frants
20	47	25,31	1,8570	53,6789	33,55	28 Henking, Mathias

STANDARD -- Overall Stage Results

Hannover Cup 2006

Printed Januar 31, 2006 at 17:03



Stage 7 -- Stage 7

	PTS	TIME	HIT FACTOR	STAGE POINTS	STAGE PERCENT	COMPETITOR # Name
1	132	26,18	5,0420	160,0000	100,00	39 Hagemann, Lars
2	151	31,90	4,7335	150,2111	93,88	7 Prochnow, Torsten
3	153	33,09	4,6238	146,7271	91,70	2 Meier, Andre
4	146	35,27	4,1395	131,3600	82,10	26 Schwarz, Florian
5	129	32,75	3,9389	124,9954	78,12	5 Sodergren, Tine
6	148	37,62	3,9341	124,8414	78,03	3 Tagliamonte, Raffaele
7	134	36,10	3,7119	117,7913	73,62	32 Pluto, Gerhard
8	113	32,06	3,5246	111,8486	69,91	54 Juergens, HansJoachim
9	108	31,45	3,4340	108,9730	68,11	49 Schlieck, Peter
10	122	37,02	3,2955	104,5777	65,36	55 Bowakow, Ludwig
11	155	48,43	3,2005	101,5624	63,48	6 Bank, Uwe
12	136	45,07	3,0175	95,7562	59,85	1 Hesse, Colin
13	55	26,43	2,0810	66,0361	41,27	4 Tutschke, Petra
14	91	49,09	1,8537	58,8253	36,77	42 Hubig, Steffen
15	71	41,15	1,7254	54,7525	34,22	36 Gitzel, Klaus
16	112	71,10	1,5752	49,9878	31,24	30 Koppe, Andre
17	108	77,65	1,3909	44,1365	27,59	9 Grone, Kai
18	33	44,50	0,7416	23,5326	14,71	29 Koppe, Lorenz
19	30	40,65	0,7380	23,4194	14,64	35 Gitzel, Samuel
20	21	48,55	0,4325	13,7261	8,58	52 Kauke, Ruediger
21	0	16,32	0,0000	0,0000	0,00	47 Pantzer, Bernd

PRODUCTION -- Overall Stage Results

Hannover Cup 2006

Printed Januar 31, 2006 at 17:03



Stage 7 -- Stage 7

	PTS	TIME	HIT FACTOR	STAGE POINTS	STAGE PERCENT	COMPETITOR # Name
1	148	31,23	4,7390	160,0000	100,00	25 Brodda, Fred
2	140	38,70	3,6176	122,1370	76,34	13 Bornemann, Michael
3	144	39,95	3,6045	121,6959	76,06	12 Moik, Adam
4	118	33,69	3,5025	118,2528	73,91	14 Balluer, Thomas
5	123	38,77	3,1726	107,1124	66,95	8 Dell, Andreas
6	138	43,89	3,1442	106,1558	66,35	41 Burkowski, Ralf
7	97	45,52	2,1309	71,9449	44,97	11 Muschik, Herbert
8	54	46,67	1,1571	39,0649	24,42	43 Kiliass, Jano
9	88	76,55	1,1496	38,8122	24,26	31 Schneider, Lothar

OPEN -- Overall Stage Results

Hannover Cup 2006

Printed Januar 31, 2006 at 17:03



Stage 8 -- Stage 8

	PTS	TIME	HIT FACTOR	STAGE POINTS	STAGE PERCENT	COMPETITOR # Name
1	150	20,41	7,3493	160,0000	100,00	50 Pedersen, Frants
2	141	22,49	6,2695	136,4902	85,31	18 Lange, Bernd
3	127	20,45	6,2103	135,2017	84,50	28 Henking, Mathias
4	152	25,95	5,8574	127,5199	79,70	22 Frindt, Norbert
5	155	28,55	5,4291	118,1945	73,87	23 Dubiella, Gerd
6	152	30,31	5,0148	109,1766	68,24	17 Kluender, Bodo
7	136	28,24	4,8159	104,8446	65,53	19 Mueller, Kerstin
8	143	30,08	4,7540	103,4975	64,69	21 Fryer, Howard
9	122	26,16	4,6636	101,5299	63,46	20 Bomholt, Jens
10	111	24,07	4,6115	100,3965	62,75	48 Kobler, Wolfgang
11	152	33,11	4,5908	99,9439	62,46	24 Goetz, Helmut
12	117	28,04	4,1726	90,8405	56,78	44 Hamann, Karl
13	126	31,02	4,0619	88,4302	55,27	27 Schwichtenberg, Andreas
14	129	31,89	4,0452	88,0657	55,04	38 Schmidt, Juergen
15	132	33,53	3,9368	85,7062	53,57	15 Klose, Jens
16	106	27,79	3,8143	83,0403	51,90	34 Gitzel, Johannes
17	157	41,77	3,7587	81,8289	51,14	53 Franta, Steen
18	95	26,86	3,5369	76,9998	48,12	37 Klopfer, Olav
19	148	42,62	3,4725	75,5997	47,25	16 Kluender, Sandra
20	154	47,57	3,2373	70,4789	44,05	40 Kelterbaum, Reinhard

STANDARD -- Overall Stage Results

Hannover Cup 2006

Printed Januar 31, 2006 at 17:03



Stage 8 -- Stage 8

	PTS	TIME	HIT FACTOR	STAGE POINTS	STAGE PERCENT	COMPETITOR # Name
1	146	22,85	6,3895	160,0000	100,00	39 Hagemann, Lars
2	146	26,36	5,5387	138,6950	86,68	55 Bowakow, Ludwig
3	150	27,59	5,4368	136,1422	85,09	4 Tutschke, Petra
4	148	27,54	5,3740	134,5709	84,11	49 Schlieck, Peter
5	147	28,98	5,0725	127,0201	79,39	3 Tagliamonte, Raffaele
6	148	33,29	4,4458	111,3272	69,58	7 Prochnow, Torsten
7	132	30,37	4,3464	108,8385	68,02	26 Schwarz, Florian
8	150	37,28	4,0236	100,7555	62,97	5 Sodergren, Tine
9	118	31,71	3,7212	93,1835	58,24	2 Meier, Andre
10	150	47,85	3,1348	78,4987	49,06	6 Bank, Uwe
11	105	35,14	2,9880	74,8240	46,76	47 Pantzer, Bernd
12	106	38,40	2,7604	69,1239	43,20	54 Juergens, HansJoachim
13	135	56,17	2,4034	60,1842	37,62	42 Hubig, Steffen
14	101	44,64	2,2625	56,6566	35,41	1 Hesse, Colin
15	70	39,66	1,7650	44,1976	27,62	32 Pluto, Gerhard
16	120	70,94	1,6916	42,3588	26,47	9 Grone, Kai
17	88	66,58	1,3217	33,0973	20,69	30 Koppe, Andre
18	56	49,44	1,1327	28,3637	17,73	29 Koppe, Lorenz
19	77	80,28	0,9591	24,0180	15,01	36 Gitzel, Klaus
20	7	50,70	0,1381	3,4574	2,16	52 Kauke, Ruediger
21	0	42,55	0,0000	0,0000	0,00	35 Gitzel, Samuel

PRODUCTION -- Overall Stage Results

Hannover Cup 2006

Printed Januar 31, 2006 at 17:03



Stage 8 -- Stage 8

	PTS	TIME	HIT FACTOR	STAGE POINTS	STAGE PERCENT	COMPETITOR # Name
1	133	26,68	4,9850	160,0000	100,00	14 Balluer, Thomas
2	142	30,36	4,6772	150,1208	93,83	25 Brodda, Fred
3	156	34,28	4,5508	146,0622	91,29	8 Dell, Andreas
4	144	38,47	3,7432	120,1419	75,09	13 Bornemann, Michael
5	134	41,26	3,2477	104,2389	65,15	12 Moik, Adam
6	113	44,86	2,5189	80,8488	50,53	41 Burkowski, Ralf
7	101	47,03	2,1476	68,9288	43,08	11 Muschik, Herbert
8	58	58,87	0,9852	31,6219	19,76	31 Schneider, Lothar
9	43	47,56	0,9041	29,0189	18,14	43 Kiliass, Jano

OPEN -- Overall Stage Results

Hannover Cup 2006

Printed Januar 31, 2006 at 17:03



Stage 9 -- Stage 9

	PTS	TIME	HIT FACTOR	STAGE POINTS	STAGE PERCENT	COMPETITOR # Name
1	40	5,53	7,2333	45,0000	100,00	28 Henking, Mathias
2	43	7,23	5,9474	37,0005	82,22	34 Gitzel, Johannes
3	38	7,22	5,2632	32,7434	72,76	50 Pedersen, Frants
4	44	8,77	5,0171	31,2127	69,36	40 Kelterbaum, Reinhard
5	41	8,32	4,9279	30,6576	68,13	23 Dubiella, Gerd
6	45	9,98	4,5090	28,0517	62,34	24 Goetz, Helmut
7	45	10,64	4,2293	26,3117	58,47	53 Franta, Steen
8	24	6,06	3,9604	24,6386	54,75	18 Lange, Bernd
9	40	10,12	3,9526	24,5899	54,64	19 Mueller, Kerstin
10	27	7,20	3,7500	23,3297	51,84	20 Bomholt, Jens
11	25	7,96	3,1407	19,5391	43,42	17 Kluender, Bodo
12	27	9,17	2,9444	18,3177	40,71	38 Schmidt, Juergen
13	19	6,50	2,9231	18,1852	40,41	44 Hamann, Karl
14	26	10,30	2,5243	15,7041	34,90	37 Klopfer, Olav
15	25	12,71	1,9670	12,2369	27,19	16 Kluender, Sandra
16	12	6,22	1,9293	12,0024	26,67	22 Frindt, Norbert
17	12	8,20	1,4634	9,1043	20,23	48 Kobler, Wolfgang
18	9	8,21	1,0962	6,8199	15,16	15 Klose, Jens
19	0	8,10	0,0000	0,0000	0,00	27 Schwichtenberg, Andreas
20	0	6,52	0,0000	0,0000	0,00	21 Fryer, Howard

STANDARD -- Overall Stage Results

Hannover Cup 2006

Printed Januar 31, 2006 at 17:03



Stage 9 -- Stage 9

	PTS	TIME	HIT FACTOR	STAGE POINTS	STAGE PERCENT	COMPETITOR # Name
1	40	6,73	5,9435	45,0000	100,00	39 Hagemann, Lars
2	42	8,90	4,7191	35,7295	79,40	4 Tutschke, Petra
3	34	8,84	3,8462	29,1202	64,71	7 Prochnow, Torsten
4	41	10,87	3,7718	28,5576	63,46	5 Sodergren, Tine
5	25	10,06	2,4851	18,8152	41,81	3 Tagliamonte, Raffaele
6	24	10,99	2,1838	16,5341	36,74	1 Hesse, Colin
7	24	11,30	2,1239	16,0805	35,73	2 Meier, Andre
8	22	10,63	2,0696	15,6696	34,82	6 Bank, Uwe
9	11	8,04	1,3682	10,3587	23,02	55 Bowakow, Ludwig
10	8	7,94	1,0076	7,6285	16,95	47 Pantzer, Bernd
11	7	7,23	0,9682	7,3304	16,29	26 Schwarz, Florian
12	11	24,86	0,4425	3,3501	7,44	30 Koppe, Andre
13	4	17,03	0,2349	1,7783	3,95	29 Koppe, Lorenz
14	4	30,19	0,1325	1,0031	2,23	35 Gitzel, Samuel
15	0	7,51	0,0000	0,0000	0,00	49 Schlieck, Peter
16	0	15,54	0,0000	0,0000	0,00	52 Kauke, Ruediger
17	0	9,94	0,0000	0,0000	0,00	54 Juergens, HansJoachim
18	0	16,11	0,0000	0,0000	0,00	42 Hubig, Steffen
19	0	9,84	0,0000	0,0000	0,00	36 Gitzel, Klaus
20	0	9,29	0,0000	0,0000	0,00	32 Pluto, Gerhard
21	0	15,35	0,0000	0,0000	0,00	9 Grone, Kai

PRODUCTION -- Overall Stage Results

Hannover Cup 2006

Printed Januar 31, 2006 at 17:03



Stage 9 -- Stage 9

	PTS	TIME	HIT FACTOR	STAGE POINTS	STAGE PERCENT	COMPETITOR # Name
1	43	9,53	4,5121	45,0000	100,00	8 Dell, Andreas
2	39	9,94	3,9235	39,1305	86,96	25 Brodda, Fred
3	23	8,72	2,6376	26,3056	58,46	14 Balluer, Thomas
4	29	11,16	2,5986	25,9162	57,59	13 Bornemann, Michael
5	9	12,71	0,7081	7,0621	15,69	41 Burkowski, Ralf
6	5	13,14	0,3805	3,7950	8,43	12 Moik, Adam
7	0	12,46	0,0000	0,0000	0,00	43 Kiliass, Jano
8	0	11,41	0,0000	0,0000	0,00	11 Muschik, Herbert
9	0	13,89	0,0000	0,0000	0,00	31 Schneider, Lothar

OPEN -- Overall Stage Results

Hannover Cup 2006

Printed Januar 31, 2006 at 17:03



Stage 10 -- Stage 10

	PTS	TIME	HIT FACTOR	STAGE POINTS	STAGE PERCENT	COMPETITOR # Name
1	37	5,35	6,9159	40,0000	100,00	50 Pedersen, Frants
2	39	5,94	6,5657	37,9743	94,94	53 Franta, Steen
3	39	5,95	6,5546	37,9105	94,78	27 Schwichtenberg, Andreas
4	36	5,88	6,1224	35,4109	88,53	28 Henking, Mathias
5	40	6,55	6,1069	35,3208	88,30	34 Gitzel, Johannes
6	39	6,60	5,9091	34,1769	85,44	22 Frindt, Norbert
7	38	6,57	5,7839	33,4526	83,63	18 Lange, Bernd
8	40	6,96	5,7471	33,2401	83,10	37 Klopfer, Olav
9	40	7,06	5,6657	32,7693	81,92	44 Hamann, Karl
10	37	6,94	5,3314	30,8357	77,09	48 Kobler, Wolfgang
11	36	7,40	4,8649	28,1373	70,34	20 Bomholt, Jens
12	38	7,90	4,8101	27,8207	69,55	23 Dubiella, Gerd
13	38	8,01	4,7441	27,4387	68,60	40 Kelterbaum, Reinhard
14	38	8,33	4,5618	26,3846	65,96	19 Mueller, Kerstin
15	37	8,28	4,4686	25,8454	64,61	38 Schmidt, Juergen
16	38	8,99	4,2269	24,4476	61,12	24 Goetz, Helmut
17	38	9,17	4,1439	23,9677	59,92	21 Fryer, Howard
18	40	10,18	3,9293	22,7261	56,82	17 Kluender, Bodo
19	37	9,60	3,8542	22,2917	55,73	15 Klose, Jens
20	39	11,21	3,4790	20,1220	50,30	16 Kluender, Sandra

STANDARD -- Overall Stage Results

Hannover Cup 2006

Printed Januar 31, 2006 at 17:03



Stage 10 -- Stage 10

	PTS	TIME	HIT FACTOR	STAGE POINTS	STAGE PERCENT	COMPETITOR # Name
1	39	5,84	6,6781	40,0000	100,00	55 Bowakow, Ludwig
2	38	6,14	6,1889	37,0701	92,68	4 Tutschke, Petra
3	38	6,55	5,8015	34,7497	86,87	49 Schlieck, Peter
4	39	7,21	5,4092	32,3994	81,00	7 Prochnow, Torsten
5	36	6,66	5,4054	32,3770	80,94	3 Tagliamonte, Raffaele
6	36	6,95	5,1799	31,0260	77,57	54 Juergens, HansJoachim
7	40	7,80	5,1282	30,7166	76,79	5 Sodergren, Tine
8	40	8,42	4,7506	28,4548	71,14	32 Pluto, Gerhard
9	39	8,25	4,7273	28,3152	70,79	47 Pantzer, Bernd
10	38	8,79	4,3231	25,8942	64,74	26 Schwarz, Florian
11	39	9,13	4,2716	25,5860	63,96	2 Meier, Andre
12	37	8,81	4,1998	25,1556	62,89	36 Gitzel, Klaus
13	40	9,57	4,1797	25,0355	62,59	6 Bank, Uwe
14	38	9,51	3,9958	23,9338	59,83	42 Hubig, Steffen
15	40	10,14	3,9448	23,6282	59,07	9 Grone, Kai
16	36	10,08	3,5714	21,3919	53,48	35 Gitzel, Samuel
17	38	10,92	3,4799	20,8434	52,11	29 Koppe, Lorenz
18	40	11,56	3,4602	20,7258	51,81	1 Hesse, Colin
19	40	12,90	3,1008	18,5728	46,43	30 Koppe, Andre
20	25	10,44	2,3946	14,3433	35,86	39 Hagemann, Lars
21	25	21,46	1,1650	6,9778	17,44	52 Kauke, Ruediger

PRODUCTION -- Overall Stage Results

Hannover Cup 2006

Printed Januar 31, 2006 at 17:03



Stage 10 -- Stage 10

	PTS	TIME	HIT FACTOR	STAGE POINTS	STAGE PERCENT	COMPETITOR # Name
1	40	6,83	5,8565	40,0000	100,00	25 Brodda, Fred
2	38	6,55	5,8015	39,6244	99,06	14 Balluer, Thomas
3	40	7,16	5,5866	38,1564	95,39	8 Dell, Andreas
4	36	7,48	4,8128	32,8717	82,18	12 Moik, Adam
5	40	9,00	4,4444	30,3556	75,89	43 Kiliass, Jano
6	38	8,71	4,3628	29,7979	74,49	41 Burkowski, Ralf
7	40	9,84	4,0650	27,7642	69,41	11 Muschik, Herbert
8	36	9,70	3,7113	25,3485	63,37	31 Schneider, Lothar
9	38	10,30	3,6893	25,1981	63,00	13 Bornemann, Michael

Hannover Cup 2006

Printed Januar 31, 2006 at 17:03



Disqualified Shooters

No.	Name
------------	-------------

10	Braun, Juergen
45	Junitz, Ralf
51	Sandering, Juergen